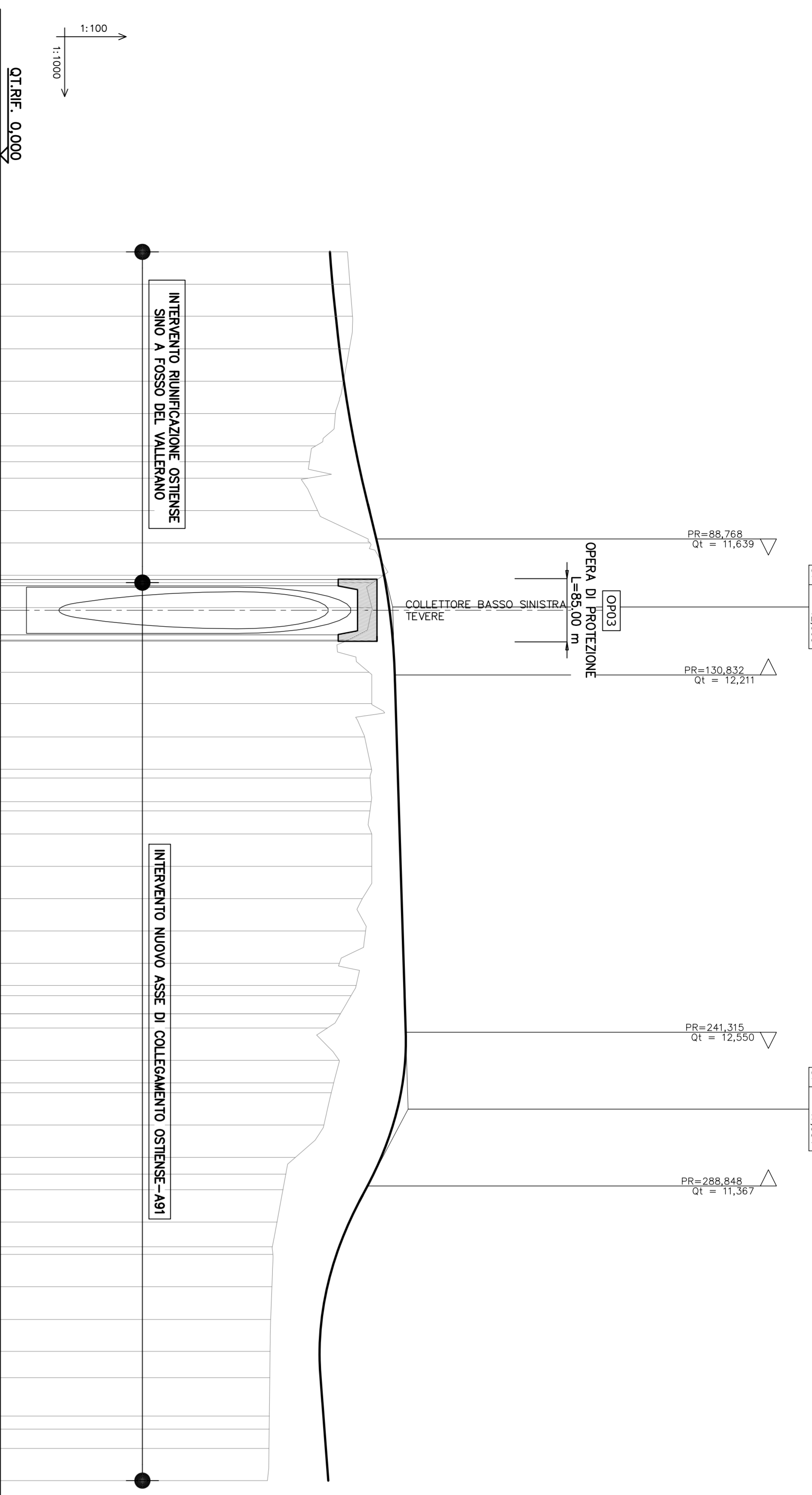


LIVELLETTE

OPF DI QUOTA PERMANENZA

PR	130.820	h = 0,214	l = 0,024
QR	12,146	h = 0,272	l = 0,024
R	250,000	h = 0,272	l = 0,024
Q	5,111	h = 0,272	l = 0,024
SV	27,283	h = 0,272	l = 0,024

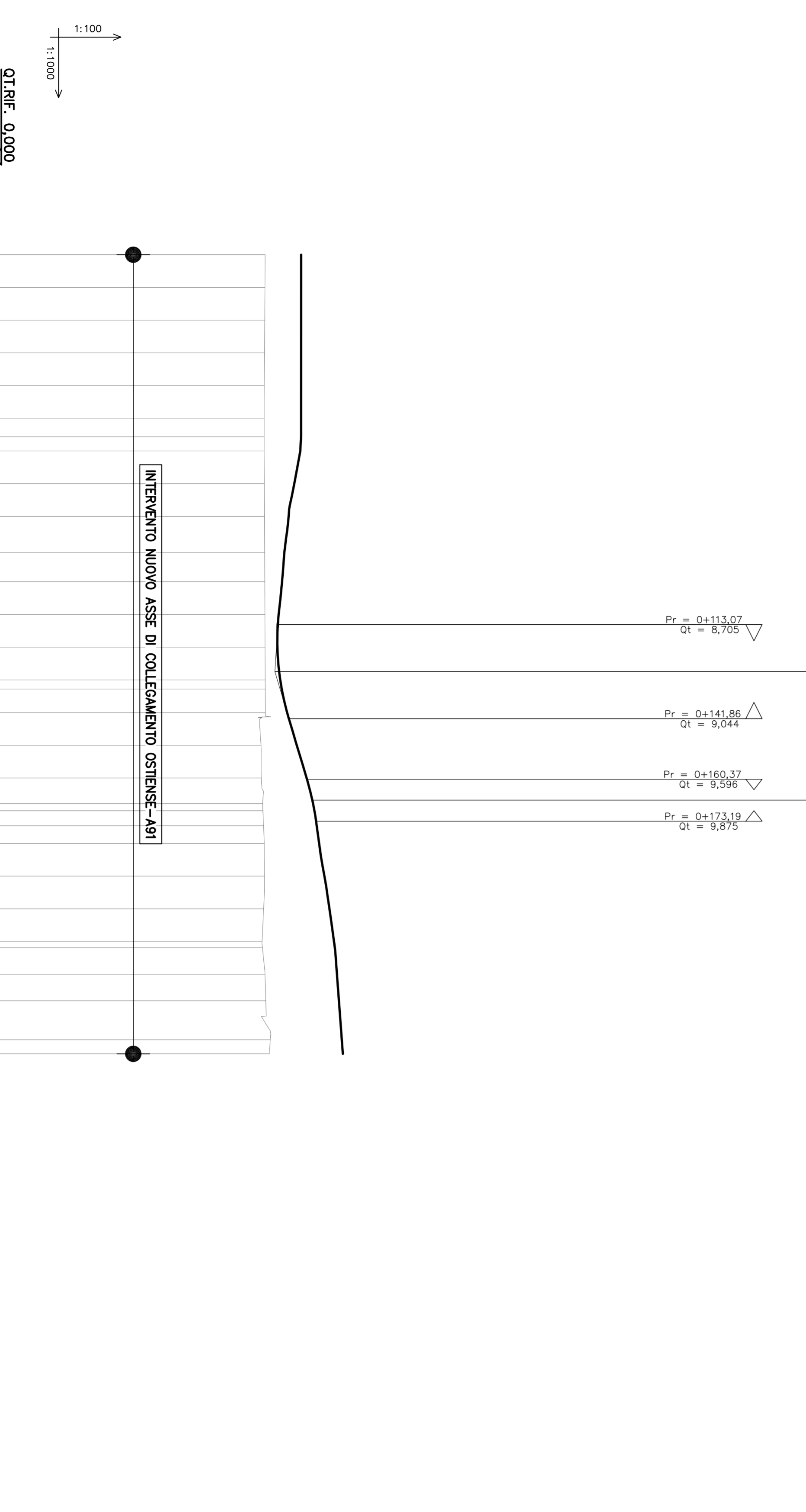
RAMPA C



QUOTE PROGETTO

0	-10,205	-10,205
1000	-10,827	-10,285
2000	-10,907	-10,388
3000	-10,812	-10,500
4000	-10,625	-10,634
5000	-10,376	-10,793
6000	-9,766	-10,977
7000	-9,526	-11,076
8000	-9,819	-11,186
9000	-11,449	-11,428
10000	-11,511	-11,669
11000	-11,416	-12,038
12000	-11,779	-12,148
13000	-11,416	-12,238
14000	-11,500	-12,238
15000	-11,277	-12,270
16000	-11,416	-12,340
17000	-11,450	-12,340
18000	-11,499	-12,362
19000	-11,500	-12,392
20000	-11,206	-12,423
21000	-11,302	-12,454
22000	-10,497	-12,485
23000	-11,018	-12,506
24000	-10,837	-12,516
25000	-10,532	-12,516
26000	-10,331	-12,516
27000	-10,244	-12,516
28000	-10,106	-12,516
29000	-9,141	-11,788
30000	-8,845	-11,552
31000	-8,760	-11,306
32000	-8,574	-10,804
33000	-8,422	-10,491
34000	-8,442	-10,409
35000	-8,411	-10,124
36000	-8,357	-9,948
37000	-8,351	-9,885
38000	-8,336	-9,914
39000	-8,331	-10,004
40000	-8,323	-10,034
41000	-8,273	-10,079
42000	-8,273	-10,154

RAMPA E



QUOTE PROGETTO

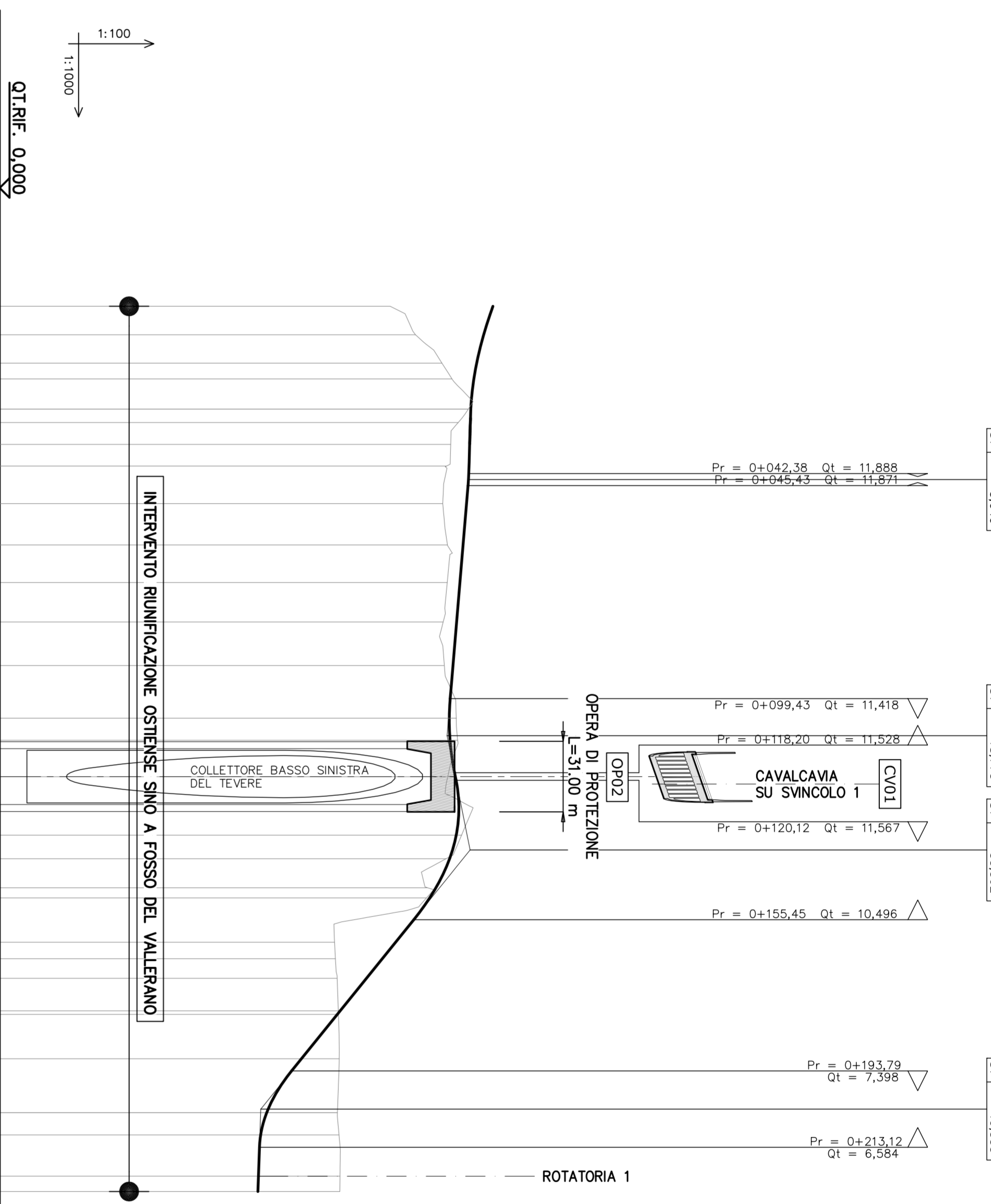
0	-9,419	-9,419
1000	-9,311	-9,418
2000	-9,303	-9,418
3000	-9,296	-9,417
4000	-9,285	-9,416
5000	-9,285	-9,416
6000	-9,285	-9,415
7000	-9,285	-9,392
8000	-9,284	-9,209
9000	-9,294	-9,035
10000	-9,304	-8,905
11000	-9,313	-8,730
12000	-9,316	-8,692
13000	-9,316	-8,692
14000	-9,316	-8,692
15000	-9,316	-8,692
16000	-9,316	-8,692
17000	-9,316	-8,692
18000	-9,316	-8,692
19000	-9,316	-8,692
20000	-9,316	-8,692
21000	-9,316	-8,692
22000	-9,316	-8,692
23000	-9,316	-8,692
24000	-9,316	-8,692
25000	-9,316	-8,692
26000	-9,316	-8,692
27000	-9,316	-8,692
28000	-9,316	-8,692
29000	-9,316	-8,692
30000	-9,316	-8,692
31000	-9,316	-8,692
32000	-9,316	-8,692
33000	-9,316	-8,692
34000	-9,316	-8,692
35000	-9,316	-8,692
36000	-9,316	-8,692
37000	-9,316	-8,692
38000	-9,316	-8,692
39000	-9,316	-8,692
40000	-9,316	-8,692
41000	-9,316	-8,692
42000	-9,316	-8,692
43000	-9,316	-8,692
44000	-9,316	-8,692
45000	-9,316	-8,692
46000	-9,316	-8,692
47000	-9,316	-8,692
48000	-9,316	-8,692
49000	-9,316	-8,692
50000	-9,316	-8,692

LIVELLETTE

OPF DI QUOTA PERMANENZA

PR	118,820	h = 0,214	l = 0,024
QR	11,863	h = 0,272	l = 0,024
R	250,000	h = 0,272	l = 0,024
Q	0,000	h = 0,272	l = 0,024
SV	3,547	h = 0,272	l = 0,024

RAMPA Z



QUOTE PROGETTO

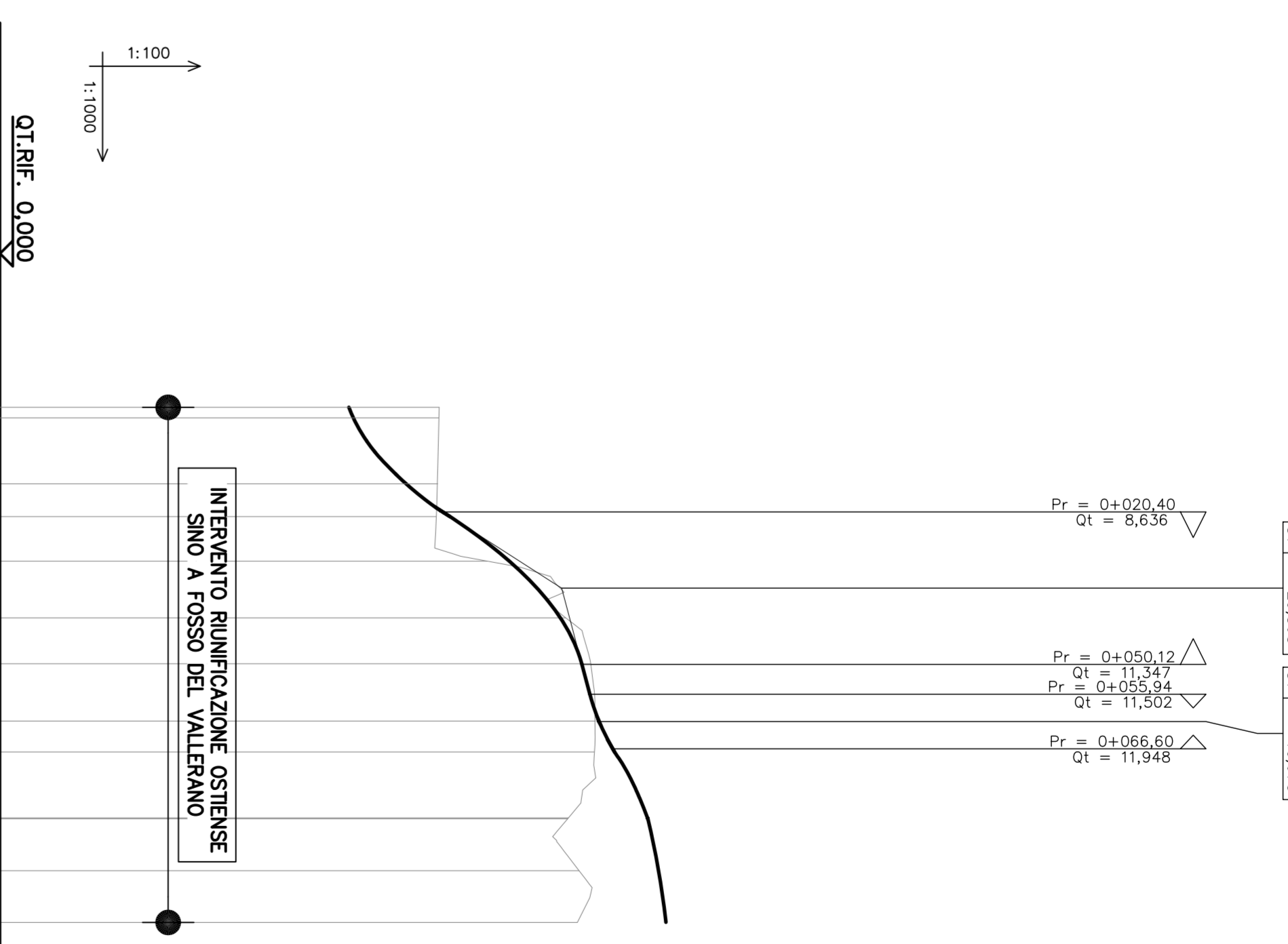
0	-12,267	-12,267
1000	-12,089	-12,018
2000	-11,663	-12,018
3000	-11,324	-11,894
4000	-11,229	-11,832
5000	-11,350	-11,744
6000	-11,343	-11,665
7000	-11,241	-11,581
8000	-11,265	-11,488
9000	-11,578	-11,395
10000	-11,608	-11,414
11000	-11,346	-11,549
12000	-11,711	-11,571
13000	-11,317	-11,403
14000	-10,850	-11,089
15000	-10,222	-10,531
16000	-9,531	-9,795
17000	-8,508	-8,696
18000	-8,548	-8,295
19000	-8,508	-8,295
20000	-8,606	-7,848
21000	-8,606	-7,848
22000	-8,606	-7,848
23000	-8,606	-7,848
24000	-8,606	-7,848
25000	-8,606	-7,848
26000	-8,606	-7,848
27000	-8,606	-7,848
28000	-8,606	-7,848
29000	-8,606	-7,848
30000	-8,606	-7,848
31000	-8,606	-7,848
32000	-8,606	-7,848
33000	-8,606	-7,848
34000	-8,606	-7,848
35000	-8,606	-7,848
36000	-8,606	-7,848
37000	-8,606	-7,848
38000	-8,606	-7,848
39000	-8,606	-7,848
40000	-8,606	-7,848
41000	-8,606	-7,848
42000	-8,606	-7,848
43000	-8,606	-7,848
44000	-8,606	-7,848
45000	-8,606	-7,848
46000	-8,606	-7,848
47000	-8,606	-7,848
48000	-8,606	-7,848
49000	-8,606	-7,848
50000	-8,606	-7,848

LIVELLETTE

OPF DI QUOTA PERMANENZA

PR	109,820	h = 0,214	l = 0,024
QR	10,927	h = 0,272	l = 0,024
R	250,000	h = 0,272	l = 0,024
Q	0,000	h = 0,272	l = 0,024
SV	27,283	h = 0,272	l = 0,024

RAMPA K



QUOTE PROGETTO

0	-7,920	-7,920
1000	-8,537	-8,775
2000	-8,510	-8,775
3000	-8,501	-8,932
4000	-8,500	-9,028
5000	-8,500	-9,134
6000	-8,500	-9,134
7000	-8,500	-9,134
8000	-8,500	-9,134
9000	-8,500	-9,134
10000	-8,500	-9,134
11000	-8,500	-9,134
12000	-8,500	-9,134
13000	-8,500	-9,134
14000	-8,500	-9,134
15000	-8,500	-9,134
16000	-8,500	-9,134
17000	-8,500	-9,134
18000	-8,500	-9,134
19000	-8,500	-9,134
20000	-8,500	-9,134
21000	-8,500	-9,134
22000	-8,500	-9,134
23000	-8,500	-9,134
24000	-8,500	-9,134
25000	-8,500	-9,134
26000	-8,500	-9,134
27000	-8,500	-9,134
28000	-8,500	-9,134
29000	-8,500	-9,134
30000	-8,500	-9,134
31000	-8,500	-9,134
32000	-8,500	-9,134
33000	-8,500	-9,134
34000	-8,500	-9,134
35000	-8,500	-9,134
36000	-8,500	-9,134
37000	-8,500	-9,134
38000	-8,500	-9,134
39000	-8,500	-9,134
40000	-8,500	-9,134
41000	-8,500	-9,134
42000	-8,500	-9,134
43000	-8,500	-9,134
44000	-8,500	-9,134
45000	-8,500	-9,134
46000	-8,500	-9,134
47000	-8,500	-9,134
48000	-8,500	-9,134
49000	-8,500	-9,134
50000	-8,500	-9,134

**STADIO DELLA ROMA, TOR DI VALE**

Emnova s.r.l.  
Stadio Tav Spa

Parsitalia  
Lendlease

OPF DI QUOTA PERMANENZA

15/07/2010

DEF-OPF-V0111920.0004.100600.005TE01